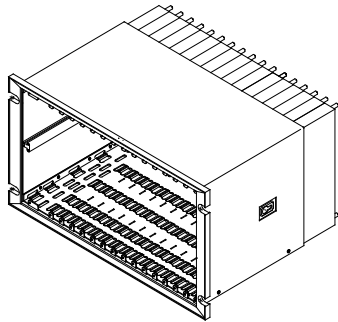


3500/05 System Rack

Bently Nevada* Asset Condition Monitoring

Description

The 3500 System rack design holds all 3500 monitor modules and rack power supplies. It allows the various 3500 modules to communicate with one another and the power supplies to distribute power to each module as required.



3500 Racks are available in two sizes:

1. **Full-size Rack** – 19-inch EIA rack with 14 available module slots
2. **Mini-Rack** – 12-inch rack with 7 available module slots

3500 racks are available in three formats:

1. **Panel mount** – This rack format mounts to rectangular cut-outs in panels, and secures to the panel using clamps supplied with the rack. Wiring connections and I/O modules are accessible from the rear of the rack.
2. **Rack mount** – This rack format mounts the 3500 rack on 19-inch EIA rails. Wiring connections and I/O modules are accessible from the rear of the rack.
3. **Bulkhead mount** – This rack format mounts the rack against a wall or panel when it is not possible to access the rear of the rack. Wiring connections and I/O modules are accessible from the front of the rack. The 3500/05 Mini-Rack is not available in this format.

The Power Supplies and Rack Interface Module must occupy the far left rack positions. The remaining 14 rack positions (7 rack positions for the Mini-Rack) are available for any combination of modules. If you plan to install internal barriers in the 3500 rack, consult our document part number 141495-01, Specifications and Ordering Information for 3500 Internal Barriers.



Specifications

Hazardous Area Approvals

CSA/C/US

ATEX

Brazil

Refer to the data sheet of applicable monitor being inserted into the rack.

Compliance and Certifications

EMC

Standards:

EN 61000-6-2 Immunity for Industrial Environments
EN 61000-6-4 Emissions for Industrial Environments
EN 55011/CISPR 11 ISM Equipment

European Community Directives:

EMC Directive 2004/108/EC

Electrical Safety

Standards:

EN 61010-1

European Community Directives:

2006/95/EC Low Voltage

For further certification and approvals information please visit the following website:

<http://www.ge-mcs.com/en/bently-nevada.html>

Ordering Considerations

- Racks with Internal Barriers installed require a 3500/04-01 Internal Barrier Earthing Module to provide the IS Earth connection to the 3500/05 rack. This earthing module requires a dedicated rack position.
- The 3500/93 System Display A01 System Face Mount option is incompatible with the 3500/05 Mini-rack.
- The 3500/05 Mini-rack is not available in the Bulkhead mount option.
- The 3500/06 Weatherproof housing is not compatible with the 3500/05 Bulkhead Mount option.
- When using a 3500 Mini-rack in an EIA rack, a 144863-01 19-inch EIA Adapter Panel is required.
- The 3500 Mini-rack requires Version 2.70 or later of the 3500/01 Software.

Ordering Information

Rack Ordering Information

3500/05-AXX-BXX-CXX-DXX-EXX

A: Rack Size

01 19-inch Rack (14 module slots)
02 12-inch Mini-Rack (7 module slots)

B: Mounting Options

01 Panel Mount Option, Full-Size Rack
02 Rack Mount Option, Full-Size Rack (mounts to 19-inch EIA Rack)
03 Bulkhead Mount Option (not available in Mini-Rack)
04 Panel Mount Option, Mini-Rack
05 Rack Mount Option, Mini-Rack

C: Agency Approval Option

00 None
01 CSA - C - US
02 ATEX/CSA

D: Reserved

00 None

E: European Compliance Option

01 CE

Spares

Part Number

Description

Half-height Module Adapter

Order the following

125388-01

Half-height Module Internal Chassis (Qty 1)

125565-01

Half-height Module Card Guide (Qty 1)

04300111

Screws for Half-height Module Internal Chassis (Qty 3)

**Power Supply Blank
Cover Kit**

Order the following

131150-01

Power Supply Blank Front Panel (Qty 1)

128085-01

Power Supply Input Connector Cover
(Qty 1)

04310251

Screw for Power Supply Input Cover
(Qty 2)

**Full-height Blank
Monitor Cover Kit**

Order as 130768-01 which *includes*

130944-01

Full-height Monitor Blank Front Panel
(Qty 1)

128031-01

I/O Module Cover (Qty 1)

04310251

Screw for I/O Module Cover (Qty 2)

**Half-height
Blank Monitor
Cover Kit**

Order the Following

131151-01

Half-height Blank Front Panel
Cover (Qty 1)

**Misc
Components**

00561941

TMR/SIM jumper (installed on the
3500 backplane)

144863-01

Adapter Panel, Mini-rack, 19-inch

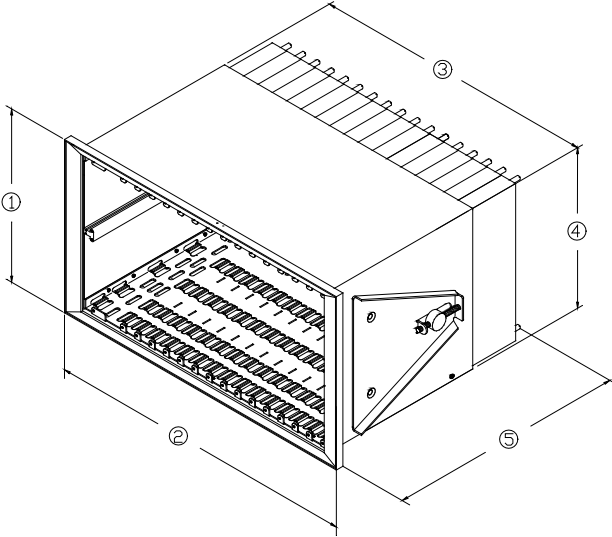
129766-01

Rack Installation and Maintenance
Manual

130432-01

Field Wiring Diagrams

Figures and Tables



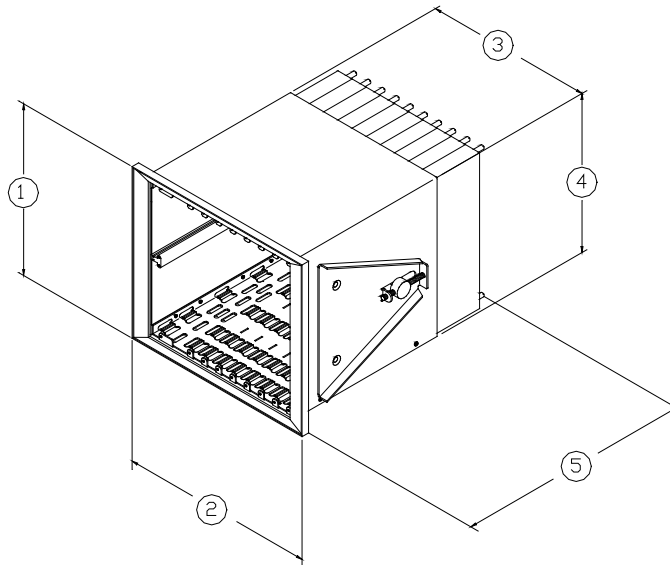
- 1. 265.94 mm (10.470 in.)
- 2. 482.60 mm (19.000 in.)
- 3. 441.96 mm (17.400 in.)
- 4. 246.38 mm (9.700 in.)
- 5. 349.25 mm (13.750 in.), 422.91 mm (16.650 inches) if used with internal barriers

3500 Full-Size rack mounting dimensions for the Rack and Panel Mount Configuration



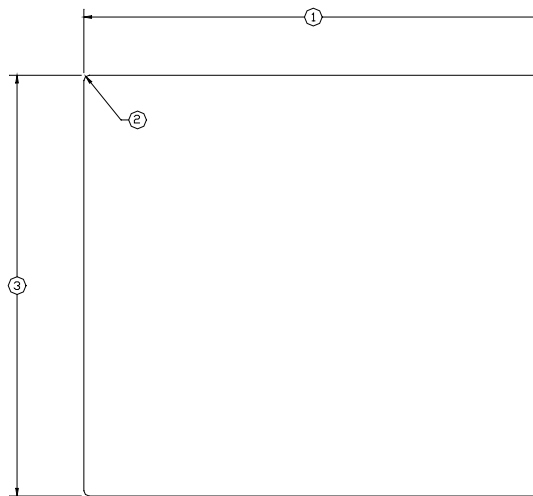
- 1. 452.1 +/- 1.5 mm (17.80 +/- 0.06 in.)
- 2. 3.2 mm (0.125 in.) radius, maximum
- 3. 251.5 +/- 1.5 mm (9.90 +/- 0.60 in.)

3500 Full-Size Rack Recommended Panel Cutout



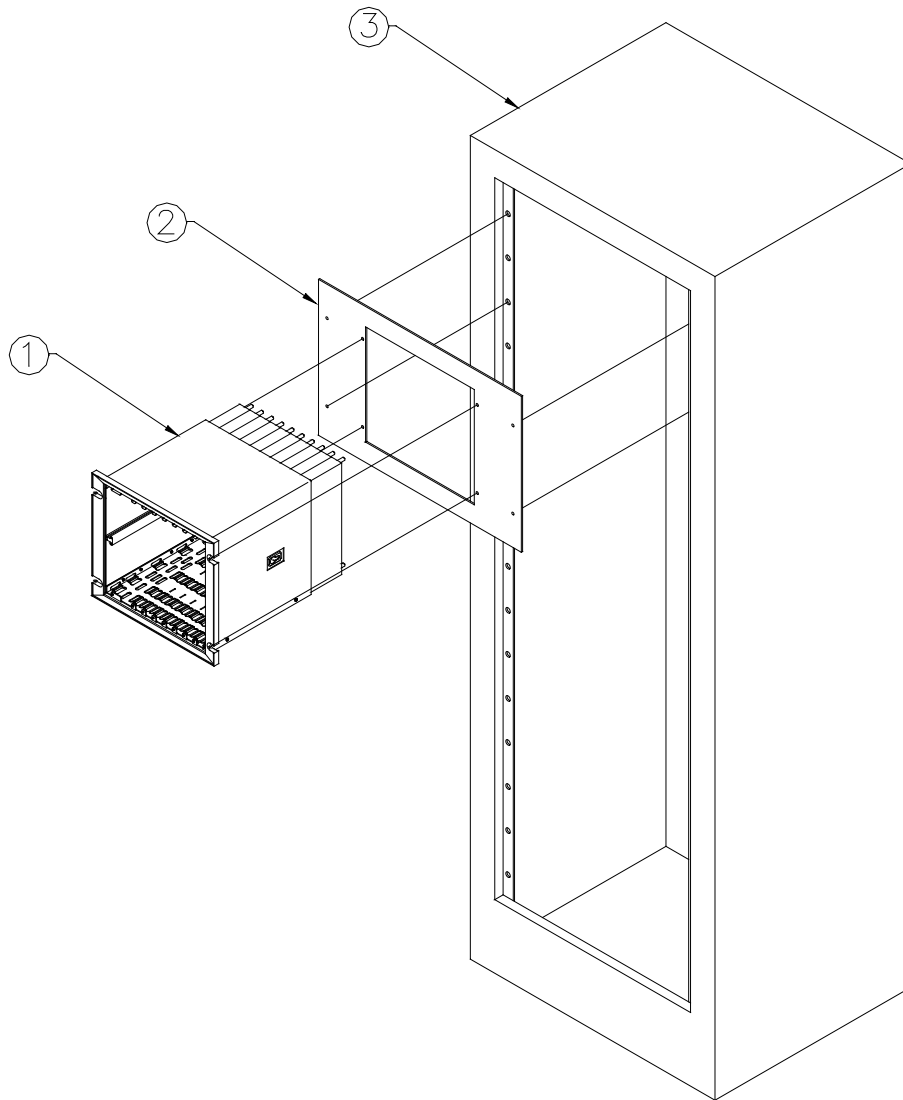
1. 10.470 inches (265.94 mm).
2. 12.000 inches (304.80 mm).
3. 10.400 inches (264.16 mm).
4. 9.700 inches (246.38 mm).
5. 13.750 inches (349.25 mm), 16.650 inches (422.91 mm) if used with internal barriers

3500 Mini-rack mounting dimensions for the Panel Mount Configuration



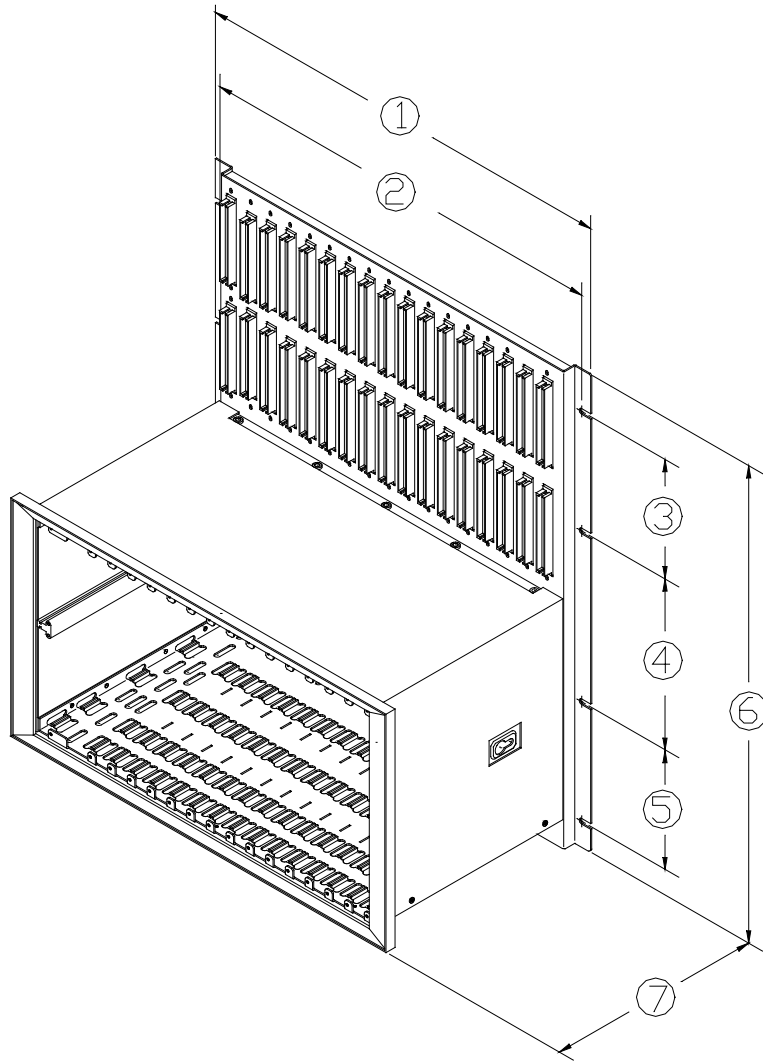
1. 274.3 +/- 1.5 mm (10.80 +/- 0.06 in.)
2. 3.2 mm (0.125 in.) radius, maximum.
3. 251.5 +/- 1.5 mm (9.90 +/- 0.60 in.)

3500 Mini-rack Recommended Panel Cutout



1. 3500 Mini-rack
2. Adapter Panel
3. Standard 19-inch EIA rack

3500 Mini-rack and Adapter Panel mounting to a 19-inch EIA Rack



1. 482.60 mm (19.000 inches)
2. 459.59 mm (18.094 inches)
3. 133.35 mm (5.250 inches)
4. 190.50 mm (7.500 inches)
5. 133.35 mm (5.250 inches)
6. 532.64 mm (20.970 inches)
7. 266.70 mm (10.500 inches)

Dimensions of a Bulkhead Mount 3500 rack

* Denotes trademarks of Bently Nevada, Inc., a wholly owned subsidiary of General Electric Company.

© 1999 – 2014 Bently Nevada, Inc. All rights reserved.

Printed in USA. Uncontrolled when transmitted electronically.

1631 Bently Parkway South, Minden, Nevada USA 89423

Phone: 775.782.3611 Fax: 775.215.2873

www.ge-mcs.com/bently