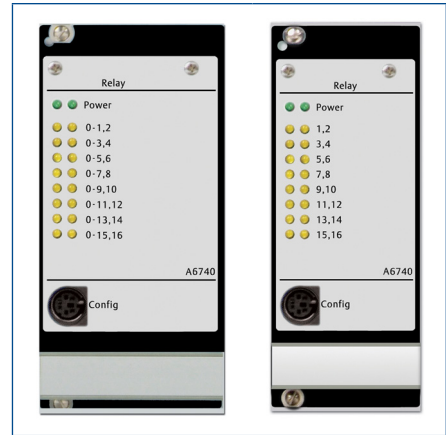


16-Channel Output Relay Module Specifications

The 16-Channel Output Relay Module is designed for high reliability for the plant’s most critical rotating machinery. This 2-slot monitor is used together with the AMS 6500 to build a complete API 670 machinery protection monitor. Applications include steam, gas, compressors and hydro turbo machinery.

Any channel clear, alert or alarm signal can be selected as input to the 16-Channel Output Relay Module. Use Boolean logic, apply time delay, and select an output relay to complete the configuration. Easy-to-use software provides graphical logic displays that guide the user pictorially through configuration.

The AMS 6500 Machinery Health Monitor is an integral part of PlantWeb® and AMS software. PlantWeb provides operations integrated machinery health combined with the Ovation® and DeltaV™ process control system. AMS software provides maintenance personnel advanced predictive and performance diagnostic tools to confidently and accurately determine machine malfunctions early.



A6740

A6740-10

- 3U size, 2-slot plug-in module decreases cabinet space requirements in half from traditional 6U size cards
- API 670 compliant, hot swappable module
- 60 inputs, 30 logical expressions, 16 relay outputs
- 6740 is a 12TE wide module for IMR6000 series rack
- 6740-10 is the 10TE wide module for the IMR6500 series rack

Data Output	
Relays	Redundant relay configurable Mechanical relays per API 670 specification Control voltage: 13-32 VDC Contact load: 48 V, 1 A Normally open or Normally closed, selectable Normally energized, or Normally non-energized, selectable Single pole, double throw (SPDT)
Logic	Redundant relay configurable Off, AND, OR, 2 out of 3, AND AND OR Up to 30 logic expressions definable per 6740 module
Inputs	60 inputs of type: <ul style="list-style-type: none"> ■ Channel clear (slot number), channel 1 and 2 ■ Alert (slot number), channel 1 and 2 ■ Danger (slot number), channel 1 and 2
Outputs	Relay 1 - 16
Time Delay	0 - 30 seconds
Handle	Easily remove card and provide plate for module identification

Environmental, General	
Module	IP 00, DIN 40050
Front Plate	IP 20, DIN 40050
Climate	DIN 40040 class KTF
Operating Temperature	0° - 65°C (32° - 149°F)
Temperature for Storage and Transport	-40° - 70°C (-40° - 158°F)
Relative Humidity	5 - 95%, non-condensing
Vibration	<ul style="list-style-type: none"> ■ IEC 68-2, part 6 - Vibration ■ 0.15 mm, 10 - 55HZ - Acceleration ■ 19.6 mm/s², 55 - 150 Hz
Shock	<ul style="list-style-type: none"> ■ IEC 68-2, part 29 - Shock Duration ■ 98 m/s² (9.98 g's peak) ■ 16 msec
EMC Resistance	EN50081-1 / EN50082-2
Power Consumption	Max. 6 W
Configuration	Password protected

6740 Relay Module Dimensions:

PCB/EURO card format according to DIN 41494, 100 x 160mm (3.937 x 6.300in)

Width: 60mm (2.362in) (12 TE)

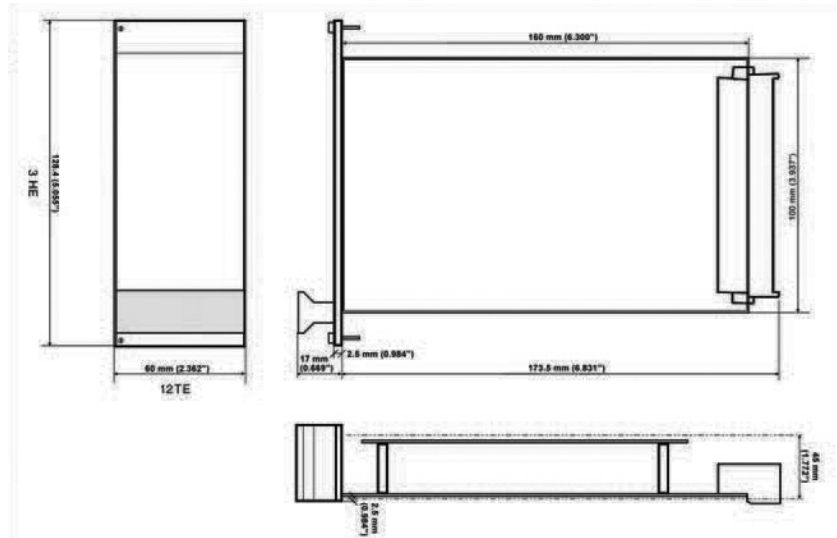
Height: 128.4mm (5.055in) (3 HE)

Length: 160mm (6.300in)

Net Weight: app 320g (0.705lbs)

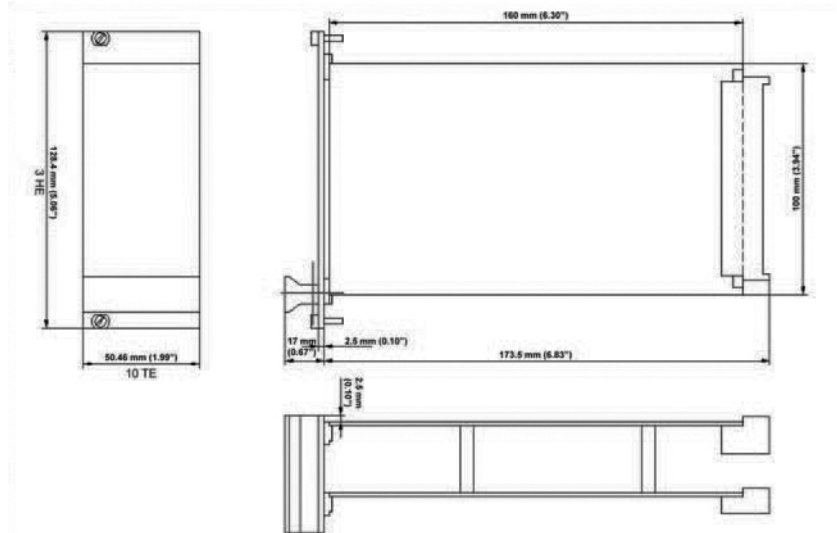
Gross Weight: app 450g (0.992lbs)

Packing Volume: app 2.5dm³ (0.08ft³)



6740-10 Relay Module Dimensions:

PCB/EURO card format according to DIN 41494, 100 x 160mm (3.937 x 6.300in)
 Width: 54.46 mm (1.99 in) (10 TE)
 Height: 128.4mm (5.055in) (3 HE)
 Length: 160mm (6.300in)
 Net Weight: app 320g (0.705lbs)
 Gross Weight: app 450g (0.992lbs)
 Packing Volume: app 2.5dm³ (0.08ft³)



Ordering Information

Model Number	Product Description
A6740	16-Channel Output Relay Module, 12 TE wide module for use in IMR 6000/10, IMR 6000/20 and IMR 6000/30
A6740-10	16-Channel Output Relay Module, 10 TE wide relay module for use with AMS 6500 systems